



Diocese of Armagh Board of Religious Education

Lesson Plan 3: The Life of Jesus
Foundation Level P1



Diocese of Armagh

Lesson Plan 3 - An Overview

This Diocese of Armagh Board of Religious Education Lesson Plan 3 (The Life of Jesus) has been designed to link specifically to the following:



(1) Revised Core Syllabus in RE (Northern Ireland) *

Foundation Level P1.

Learning Objective 1: **The Revelation of God (The Life of Jesus)**

Pupils should begin to develop an awareness, knowledge, understanding and appreciation of the key Christian teachings about God (Father, Son and Holy Spirit) about Jesus Christ and about the Bible; and begin to develop an ability to interpret and relate the Bible to life.

The Life of Jesus

f. Demonstrate knowledge of the main events of the death of Jesus and his burial.

Pupils should be able to:

- Talk about special meals and the special meals that Jesus would have had.
- Talk about some of the people who disliked Jesus.
- Listen to the story of how Jesus died because He loves people.
- Make a cross.
- Create their own empty tomb.
- Dramatise the discovery of the empty tomb.

g. Demonstrate knowledge that Jesus is alive.

Pupils should be able to:

- Talk about how Jesus' friends might have felt when they heard that the tomb was empty.
- Make an Easter garden/card.
- Make or collect items for an Easter table: have mustard or cress seeds growing, spring flowers, models of lambs or chicks.
- Make a frieze of new life at springtime.
- Talk about where Jesus lives today.

LESSON PLAN 1 – AN OVERVIEW

Theme:	The Revelation of God (The Life of Jesus)
Stages:	Foundation Level P1
Learning Objectives:	<p>Communicate the Revelation of God</p> <p>Learn that God cares for his creation and people</p> <p>Learn that God is the creator of all things</p> <p>Learn that Creation is good</p> <p>Learn that God cares for the universe, people and animals.</p>
Scripture References:	<p>His Death and Burial - Mk 15:25-37, 15:42-47.</p> <p>The Resurrection: the empty tomb - Mk 16:1-8.</p>
Teaching Approach:	<p>a. Reading a Story</p> <p>b. Creating Artwork</p> <p>c. Music / Singing</p> <p>d. Drama / Role Play</p> <p>e. Using Pictures</p> <p>f. CircleWork</p>
Prayer:	Thank you God for Easter and the brand new life of Spring. Amen.
Suggestions for parents:	Religious Education enables the child to develop spiritual and moral values and come to a knowledge of God. The teacher aims to work in partnership with parents to continue in school much of what is being done at home. By taking an interest in the worksheets or pictures they bring home, parents will be playing an important part in their child's faith development. They will help them to grow in faith, in knowledge of God and in love of God's word.
Links to Wider Curriculum:	<p>Connections can be made between this Lesson Plan and other curriculum areas. This will give Religious Education a place in the life of the school beyond the time allocated to it each day. Specifically, this Lesson Plan enhances: Reading / Study Skills Writing Maths (count the Easter Eggs) Geography and Nature (Easter and Spring) Art and Crafts Language Development Effective Listening and Good Communication (Circle Time) Drama – Easter Play.</p>
Teacher: Reflection / Evaluation / Notes / Date:	

TEACHING APPROACH / RESOURCES


A. Reading a Story

The Story of Easter

 <p>Jesus died on the cross, and his friends were very sad.</p>	<h2>The Story of Easter</h2>  <p>Free Bible Story Printables from www.BibleStoryPrintables.com</p>
 <p>They put his body into a tomb. There was a big heavy stone to block the door.</p>	 <p>Two women went to the tomb. They were both named Mary.</p>
 <p>Suddenly, the Earth started shaking. An angel came down from Heaven.</p>	 <p>The angel told them “He is not here, He is risen, Just as he said.” Jesus is Alive!</p>
 <p>The angel rolled the big heavy stone out of the way. He knew the women were looking for Jesus.</p>	

TEACHING APPROACH / RESOURCES

B. CREATING ARTWORK | COLOUR IN THIS EASTER PICTURE





COLOUR IN AND MAKE THIS EASTER CARD

Printable Cards from
www.ActivityVillage.co.uk - Keeping Kids Busy



COLOUR IN THESE EASTER EGGS



TEACHING APPROACH / RESOURCES

C. MUSIC AND SONG



E-A-S-T-E-R

(To the tune of "Jesus Loves Me")

E is for Easter, coming again soon,
A is for angels near the tomb,
S is for stone which was rolled away,
T is for tomb found empty that day.

Chorus:

Yes, He is risen!
Yes, He is risen!
Yes, He is risen!
The Bible tells me so!

E is for morning, all are glad,
R is for risen, don't be sad.
He'll come back for us some day,
Until then we'll watch and pray.

TEACHING APPROACH / RESOURCES

D. DRAMA / ROLE-PLAY

Easter Chant

Hosanna ! Hosanna !
Hear the people cry.
Riding on a donkey
The King is passing by.
Riding to Jerusalem
Wave those palms and cheer -
Jesus the Messiah
The "promised one" is here.

Crucify ! Crucify !

Hear the people shout !
Tell governor Pilate
To bring Jesus out.
Crucify ! Crucify !
Hear the people cry -
"He claimed to be our king,
Now he must die !"

"Forgive them ! Forgive them !
They don't know what they do
I'm willing to die
On this cross for you.
I'm your king, Lord, Messiah.
It is finished ! I cry -
For your sins to be forgiven
God's Son must die "

He's risen ! He's risen !
See the joy on Mary's face.
She came to the tomb
And now she must race
To tell the disciples -
"We don't need to fear,
Jesus has been raised to life .
He's alive ! He's here ! "

Don Stott, Feb 2002

TEACHING APPROACH / RESOURCES

E. PICTURES AND IMAGES

Use some of these free images and pictures to create a poster, display or collage for your classroom



PhotoCredit for all: MorgueFile Free Photos

TEACHING APPROACH / RESOURCES

F. CIRCLE WORK

- Talk about special meals and the special meals that Jesus would have had.
- Talk about some of the people who disliked Jesus.
- Listen to the story of how Jesus died because He loves people.
- Talk about how Jesus' friends might have felt when they heard that the tomb was empty.
- Make or collect items for an Easter table: have mustard or cress seeds growing, spring flowers, models of lambs or chicks.
- Make a frieze of new life at springtime.
- Talk about where Jesus lives today.

